

## MODEL 200-1R-C

### Drawer Warmer



UL Listed to Canadian safety standards  
Classified by UL to NSF Std. #4

## Specifications

Wittco Model 200-1R-C one drawer heated drawer warmer is provided with a 12" x 20" x 6" steam table pan. Drawer will also accommodate 15" x 20" x 5" pans. Recessed control panel containing dual indicator light and full range thermostat for temperatures up to 190°F (88°C). Heavy duty 14 gauge stainless steel drawer slides and stainless steel roller bearings provide for smooth dependable operation of the drawer. The drawer comes with a moist/crisp vent control, a thermometer and the oversize drawer handle is welded to the drawer front for increased durability. Drawer slides and elements carry a lifetime replacement warranty. Fully insulated with 1" in the side walls and top. Cabinet interior and exterior are both constructed out of 20 gauge stainless steel. Each unit comes complete with 5" adjustable legs and a 6 foot cord and NEMA 5-15 plug (6-15 plug for 208/240 volt units). 120 volts, 475 watts, 4 amps.

## Standard Features

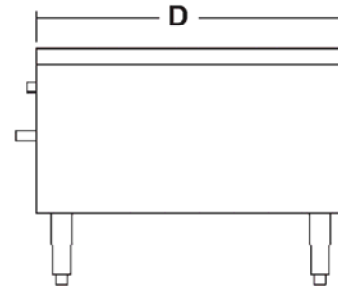
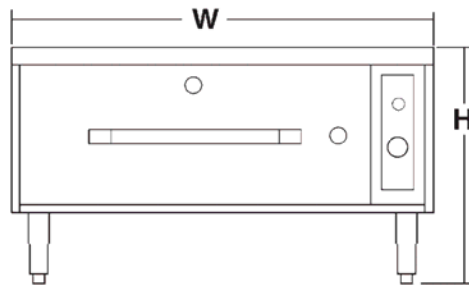
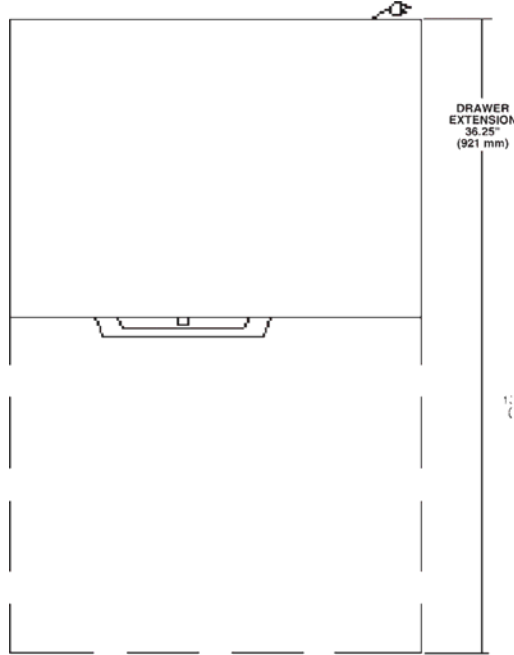
- Heavy duty one drawer heated drawer warmer standard with a 12" x 20" x 6" steam table pan
- Also accommodates 15" x 20" x 5" pans
- Self-closing drawer with
  - A recessed control panel
  - A full range thermostat for temperatures up to 190°F (88°C)
  - A dual indicator light
  - Individual elements
  - A thermometer
  - A welded on oversize handle for increased durability and easy operation
  - A moist/crisp vent control
  - 14 gauge stainless steel drawer slides and stainless steel roller bearings provide for smooth dependable operation of the drawers.
- Interior and exterior are both constructed out of 20 gauge stainless steel.
- Fully insulated with 1" in the side walls and top
- A lifetime warranty on
  - Elements
  - Drawer slides
- Adjustable 5" legs
- Complete with 6 foot cord and plug: NEMA 5-15 plug (6-15 plug for 208/240 volt units)
- 120 volts, 475 watts, 4 amps

## Options

- 208/240 volts
- Trim kit for built-in applications
- Caster kits

Approved by: \_\_\_\_\_

Date: \_\_\_\_\_



Deduct 5" (127mm) in height for legs if using in a built-in

Model No	Capacity Per Drawer	High	Deep	Wide	Shipping Weight	Volts	Watts	Amps
200-1R-C	12 "x20 "x6 " Or 15 "x20 "x5 "	16.25 " 413mm	22.25 " 572mm	27.75 " 705mm	84# 38kg	120	475	4

Note: In line with its policy to continually improve its products, Wittco Foodservice Equipment reserves the right to change materials and specifications without notice.

**Wittco Foodservice Equipment 7737 N 81st Street Milwaukee, WI 53223 USA**

**414-354-3080 800-367-8413 FAX 414-354-2821**